

INNERORBIT TRAINING

















2023-2024

InnerOrbit provides 4 types of trainings that are included (free) within your paid license! These trainings are a hybrid of pre-meeting resources and a live session with the InnerOrbit team. You can schedule these trainings as frequently as you need for any number of educators.

To engage in a training:

1. **WATCH** the video with your team.
2. **EXPLORE** the resources with your team.
3. **GATHER** questions from your team as you go.
4. **Schedule a time to MEET for a 15-minute Q&A** with the InnerOrbit team to ask your questions!

Please allow at least 30 minutes to complete all the steps in a training. Access all of these steps and resources in the chart below by clicking on the icons. Please email support@innerorbit.com with any questions you may have. Happy Orbiting!

Click on the icons to access the resource!	Step 1: Watch	Step 2: Explore	Step 3: Gather Questions	Step 4: Q&A Meeting
<i>Getting Started with InnerOrbit</i>				
<i>Building Formative Assessments on InnerOrbit</i>				
<i>Building Summative Assessments on InnerOrbit</i>				
<i>Analyzing Student Data on InnerOrbit</i>				



Does your team also need Professional Learning on NGSS assessment best-practices? Check out our [*Professional Learning with InnerOrbit packet*](#) for additional sessions available for purchase, specifically designed to help your team go further, faster using InnerOrbit!